

BUSTER+PUNCH

LONDON

[product.]

MIRROR / CAST / SMALL

[process. **ROUGH-CAST.**]

[range. **CAST BATHROOM.**]

[born. **LONDON.**]

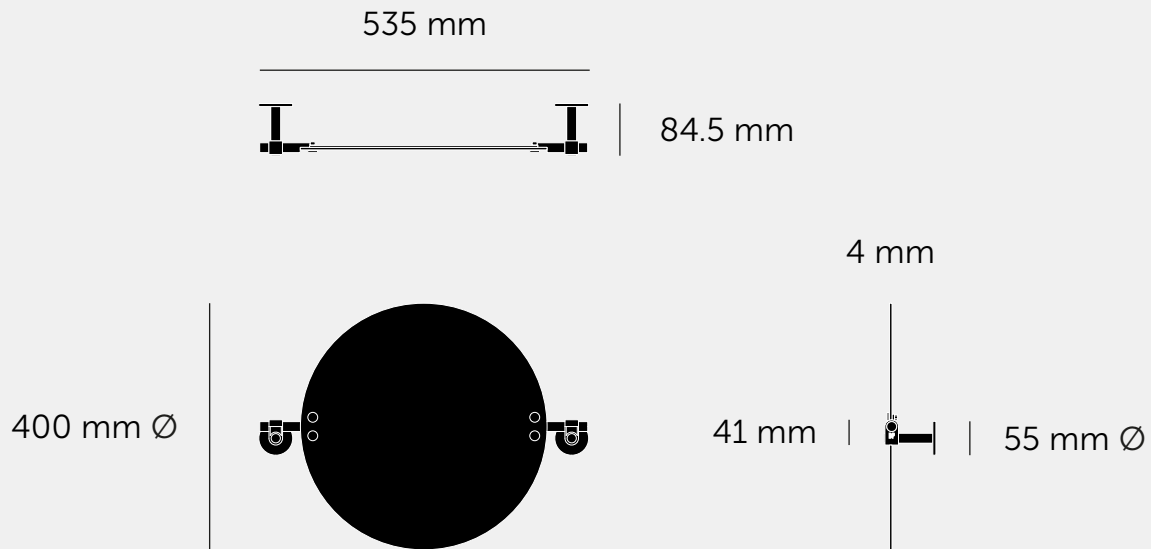
A small circular, adjustable mirror with rough-cast knuckles and hand polished solid metal bar. It features solid spun metal studs and tilts on its axis to adjust to your height.

Available in steel, brass, gun metal and welders black.



[type. **MIRROR / SMALL.**]

[info. **MEASUREMENTS.**]







[info. **SPECIFICATIONS.**]

A round mirror with tilting action. Made from solid metal bar and cast knuckles, and finished with spun metal screws, refined by hand. The mirror tilts on its axis to adjust to the viewers height.

Available in steel, brass, gun metal and welders black, with durable finishes that make it suitable for bathroom use.

Please note, this mirror is front mounted and fixing screws are not supplied. You will need to source fixings suitable for the wall you are installing the mirror on.

[info. **FINISH & SKU NUMBERS.**]

[finish.]	[sku.]
 Steel	UMR-072161
 Brass	UMR-052162
 Gun Metal	UMR-352163
 Welders Black	UMR-592164

[info. **CARE INSTRUCTIONS.**]

Clean regularly with a soft, dry cloth or duster. Wash periodically using a soft cloth and mild soapy water then dry immediately with a clean, soft cloth. Rubbing or wiping should be carried out in the direction of the polish lines, not across them. DO NOT use oily rags or greasy cloths when wiping the product surface. All finishes prone to ageing.

[info. **INCLUDED.**]

1 x Small mirror

[info. **RECOMMENDED.**]

For Installation:

8 x M4 countersunk screws

M4 wall plugs

Hammer action drill with masonry bit (for masonry walls)

Impact driver with drill bit (for stud walls)

For heavier loads it is recommended that longer screws & wall plugs are used

[please. **NOTE.**]

DISCLAIMER: Always consult a trade professional when installing this mirror. Buster + Punch is not responsible for the usage or feasibility of installation requirements.

BUSTER+PUNCH

LONDON

[product.]

MIRROR / CAST / LARGE

[process. **ROUGH-CAST.**]

[range. **CAST BATHROOM.**]

[born. **LONDON.**]

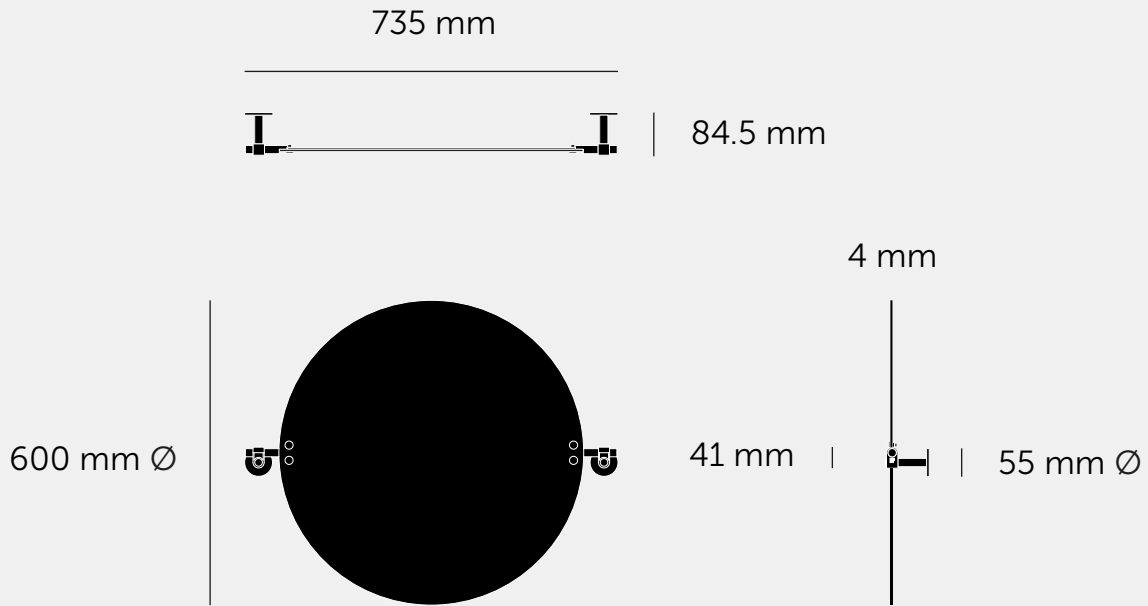
A large circular, adjustable mirror with rough-cast knuckles and hand polished solid metal bar. It features solid spun metal studs and tilts on its axis to adjust to your height.

Available in steel, brass, gun metal and welders black.



[type. **MIRROR / LARGE.**]

[info. **MEASUREMENTS.**]



[info. **SPECIFICATIONS.**]

A round mirror with tilting action. Made from solid metal bar and cast knuckles, and finished with spun metal screws, refined by hand. The mirror tilts on its axis to adjust to the viewers height.





Available in steel, brass, gun metal and welders black, with durable finishes that make it suitable for bathroom use.

Please note, this mirror is front mounted and fixing screws are not supplied. You will need to source fixings suitable for the wall you are installing the mirror on.

[info. **FINISH & SKU NUMBERS.**]

[finish.]

[sku.]

 Steel	UMR-072165
 Brass	UMR-052166
 Gun Metal	UMR-352167
 Welders Black	UMR-592168

[info. **CARE INSTRUCTIONS.**]

Clean regularly with a soft, dry cloth or duster. Wash periodically using a soft cloth and mild soapy water then dry immediately with a clean, soft cloth. Rubbing or wiping should be carried out in the direction of the polish lines, not across them. DO NOT use oily rags or greasy cloths when wiping the product surface. All finishes prone to ageing.

[info. **INCLUDED.**]

1 x Large mirror

[info. **RECOMMENDED.**]

For Installation:

8 x M4 countersunk screws

M4 wall plugs

Hammer action drill with masonry bit (for masonry walls)

Impact driver with drill bit (for stud walls)

For heavier loads it is recommended that longer screws & wall plugs are used

[please. **NOTE.**]

DISCLAIMER: Always consult a trade professional when installing this mirror. Buster + Punch is not responsible for the usage or feasibility of installation requirements.