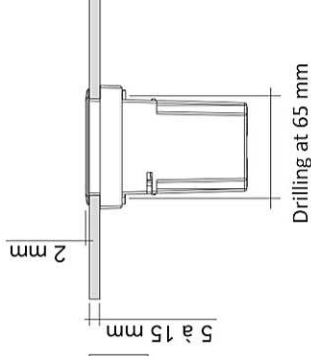
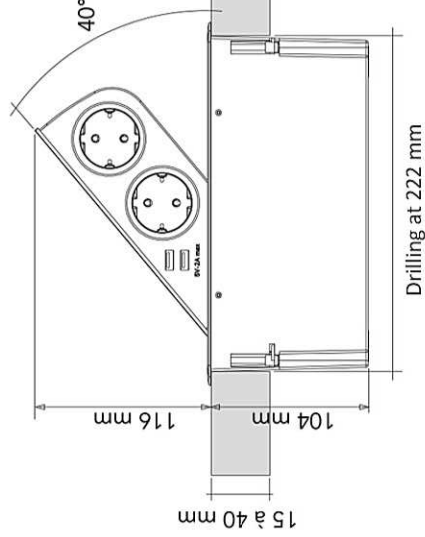
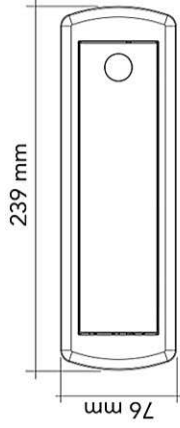




Advantages

- Automatic opening.
- Smart and elegant design.
- Can be install in a kitchen crawlspace
- Very easy to install (the same crew system as the EIGHT Built-in Socket).
- Very thin (2mm).



Drilling at 65 mm

Installation with spacer
for thin worktop : 5 to 15 mm

Drilling at 222 mm
Installation without spacer
for worktop : 15 to 40 mm

Flushing built-in Socket

16A / 230V / 3680W

Description

- Automatic opening by pressing the lid.
- 2 16A French or German socket, with
- 2 USB 5V 2A max.
- Finishing : metal brushed chrome or black matt.
- Max. power : 3680W

Installation and fixation

- Easy to install in a worktop of 5 to 40 mm thickness.
- Easy fixing with screw on all types of worktop materials (laminated, granit, quartz, composite ...).
- Power cable 3 x 1,5 mm², 2 m long, euro plug to be wired provided.

Good to know

- Installation possible in a kitchen crawlspace.
- width of 80 mm minimum. Opening angle 40°. USB charging 2A max.

CiZO

